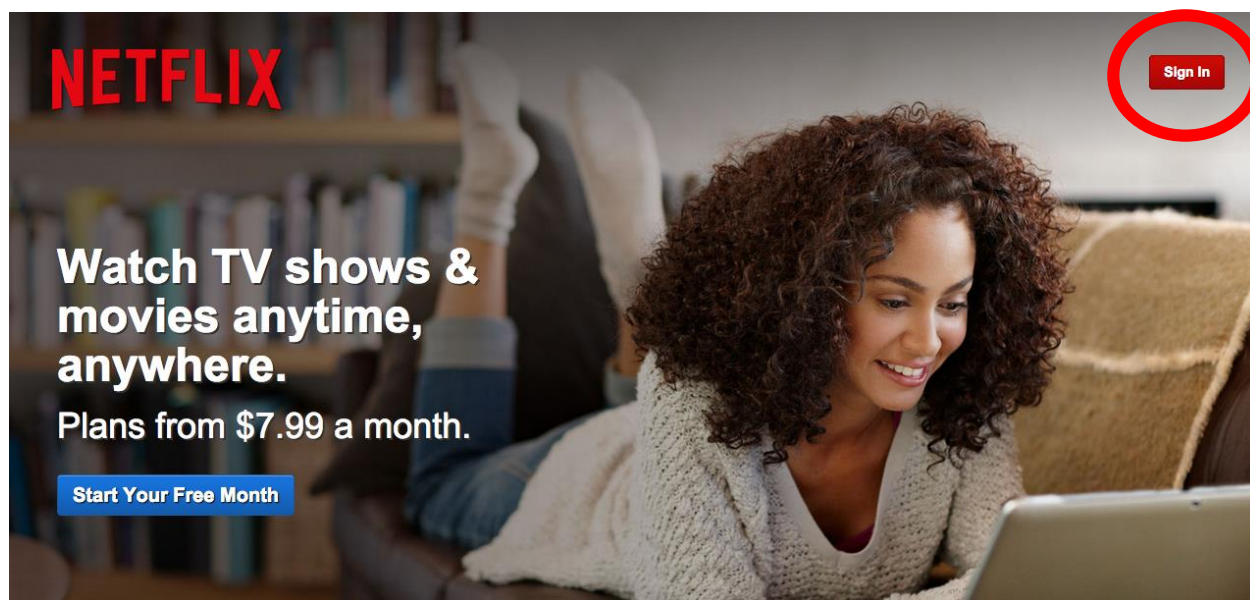




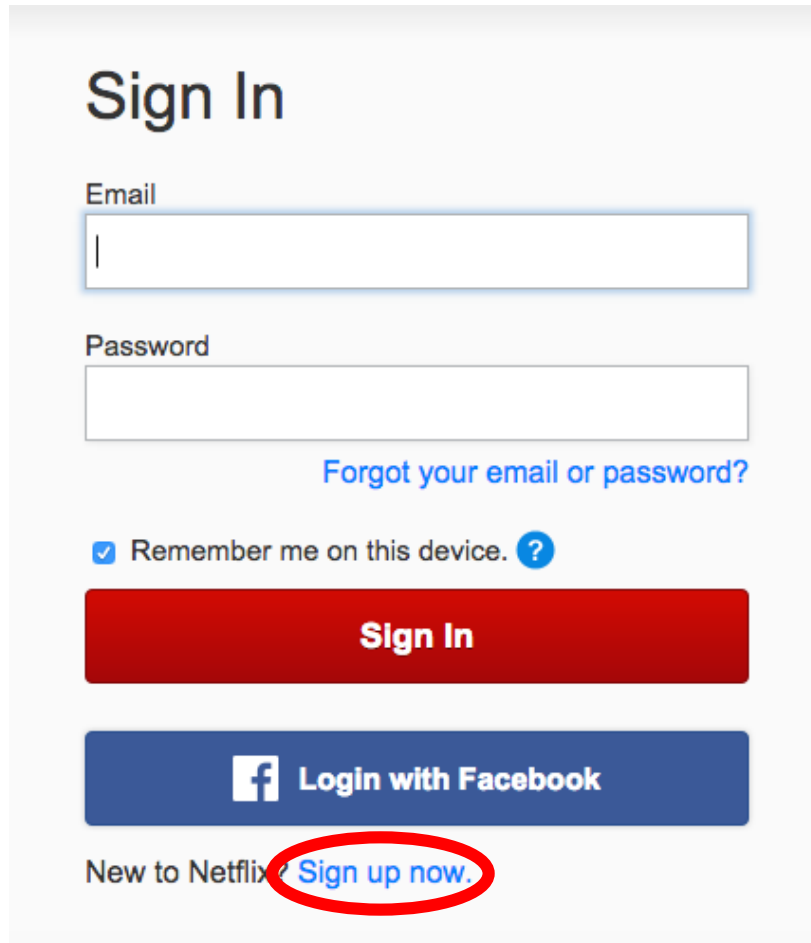
Netflix

Do you watch television and movies often and want to keep watching on the go? You can do so with the popular new program Netflix. Netflix is an online website that allows you to watch millions of shows and movies right from your computer (or phone or iPad if you wish). To have Netflix, you need to pay the relatively low fee of \$7.99 per month.

1. Open your web browser.
2. Go to www.netflix.com.



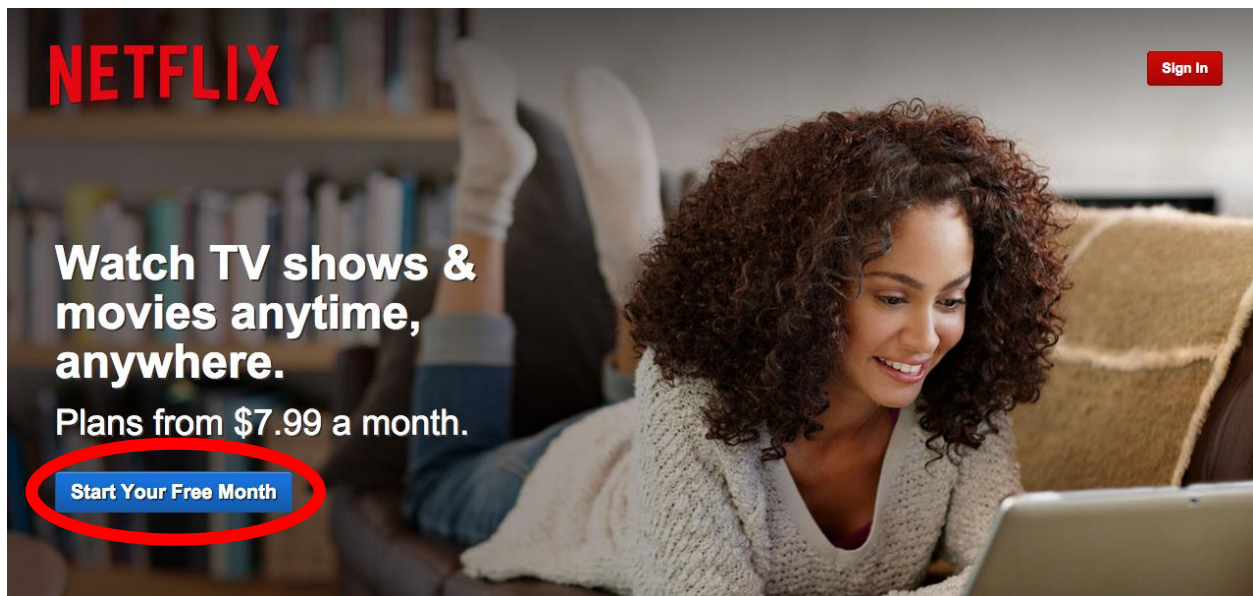
3. Next, click on the red “Sign in” button on the top right corner of the screen (circled above).
4. You will then be brought to a screen like this (next page). Click on the blue “Sign up now” (circled below) if you don’t already have an account.



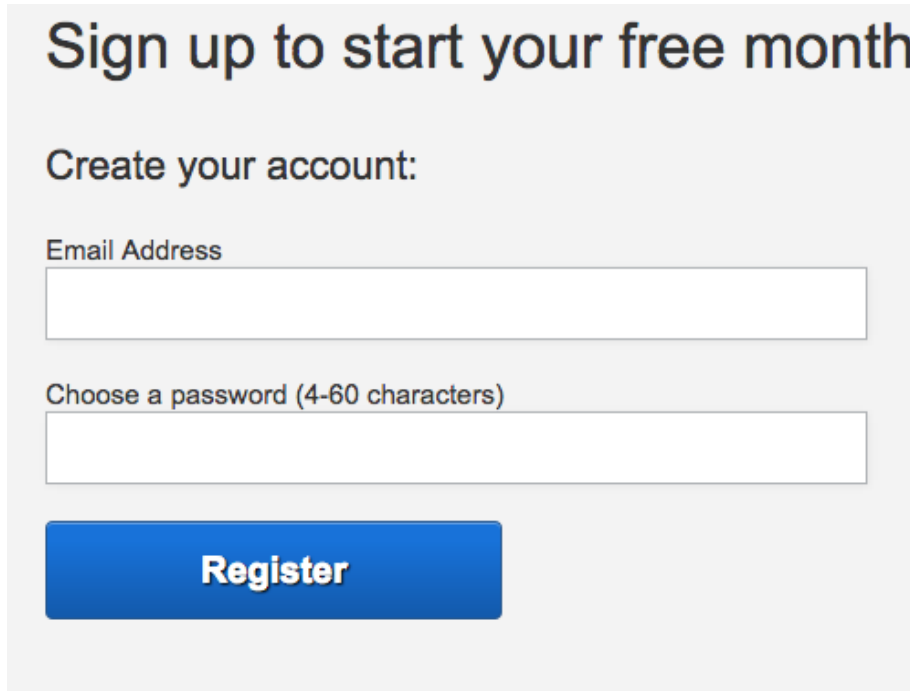
The image shows a 'Sign In' form for Netflix. It includes an 'Email' input field, a 'Password' input field, a link for 'Forgot your email or password?', a checkbox for 'Remember me on this device.' with a help icon, a red 'Sign In' button, a blue 'Login with Facebook' button, and a link for 'New to Netflix? Sign up now.' which is circled in red.

5. Depending on your server, you will then be brought back to the home screen.

Click on the blue “Start Your Free Month” button (circled below).



6. Then, choose the payment package option that best works for you. If you are only intending to watch by yourself, you should get the “Basic,” \$7.99 per month option.
7. Then, click the blue “Continue” button.
8. You will then be asked to make an account:



Sign up to start your free month

Create your account:

Email Address

Choose a password (4-60 characters)

Register

9. Once you do so, you can begin using Netflix!
10. Once in Netflix, there are a few important options (next page):



11. Clicking on the “Search” button (circled above) will allow you to search for any show or movie by title, genre, or people involved. This is what you will use to find the show or movie you want to watch.
12. Once you find something you like, click on the title and it will begin to play on your device! Keep in mind that you can pause/stop it at any time and then restart on another device at that time you left off.

Phone: (470) 222-5194

Email: content@technocademy.org

Website: www.technocademy.org