



# Technocademy™


*Inform. Inspire. Imagine.*

## //Lab

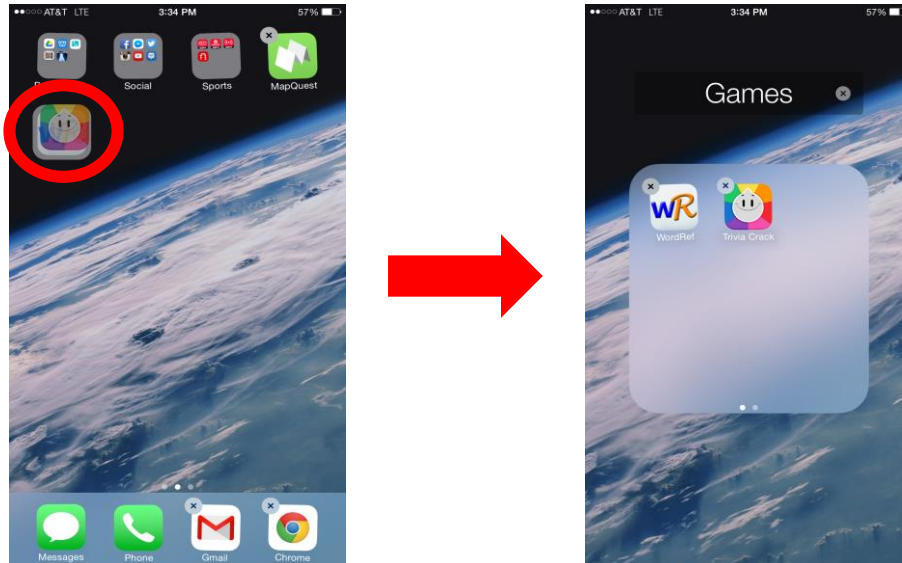
### iPhone and iPad App Grouping

Are you tired of continually swiping through all those unorganized app pages? With the iPhone and iPad, there is a way to “group” into a single square so that it is easy to find and click on apps. This method is also used to switch the order of apps.

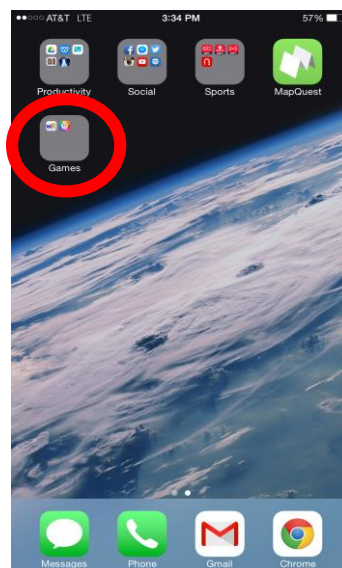
1. Go to the app(s) you want to move or group.
2. Focus on one app first. Click and hold on that app until it starts to “wiggle” and has an “x” in the upper left corner of each app.



3. You can now move any app around to any order you wish. You can also group the apps by moving one app directly on top of another app until they “combine” into one box (next page):



4. Now, as seen on the screen on the right, you are entered into the group page. The group you just created is represented by one square that is the same size as a normal app. If you click on this square, you are then entered into this group page. While the apps still “wiggle,” you can click on the title at the top to change the name of the group.
5. This is what the group looks like normally:



6. Once you finish reordering and grouping, click the home button on your iPhone/iPad and you are brought back to the normal mode. You can now enjoy your new groups!

**Phone: (470) 222-5194**

**Email: [content@technocademy.org](mailto:content@technocademy.org)**

**Website: [www.technocademy.org](http://www.technocademy.org)**