



Technoacademy™

Inform. Inspire. Imagine.

//Tutorial

Basic Internet Uses Guide

Now that we have looked at the various activities we can do on the Internet, this is a quick guide you can look at if you need help going back to any of these activities.

News

1. Open up your web browser and type in www.google.com.
2. In the search box, type in any newspaper you want to read; for example, type “New York Times” or “LA Times.”
3. Keep in mind also there are some helpful news sites that do not have their own newspaper. One example is www.CNN.com.
4. After searching for a newspaper, many results will pop up. Click on the blue link that has the name of the paper you want to read (hint: it is usually the first link):

The screenshot shows a Google search for "chicago tribune". The search bar contains "chicago tribune" and the Google logo is on the left. Below the search bar are navigation tabs for "Web", "News", "Shopping", "Images", "Maps", "More", and "Search tools". The search results show a top result for "Chicago Tribune: Chicago breaking news, sports, business ..." with a blue link and a green checkmark. This result is circled in red. Below the main result are several related links: "Sports", "Weather", "Breaking news", "News", "The Bears", and "Obituaries". On the right side, there is a knowledge panel for "Chicago Tribune" with 479,981 followers on Google+ and a "Recent posts" section.


- Now, you will be taken to the newspaper website. Here you will find various articles that are featured. If you are looking for specific kinds of articles (such as “Business” or “Politics”), there will be a section bar at the top that lists all the different types of articles:



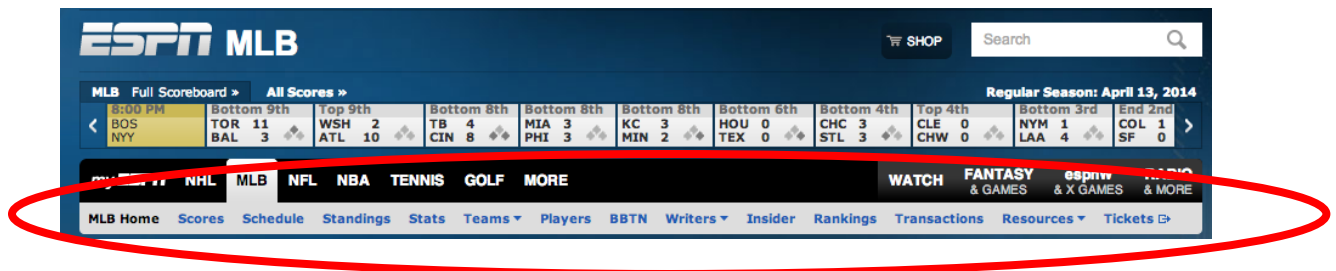
- You can now enjoy the news online!

Sports

- Open up your web browser and type in www.espn.com.
- For whichever sport you are wanting to look at (e.g. NFL, MLB, NBA, NHL, NCAA, etc.), find the corresponding sport in the black section header across the top that looks like this:

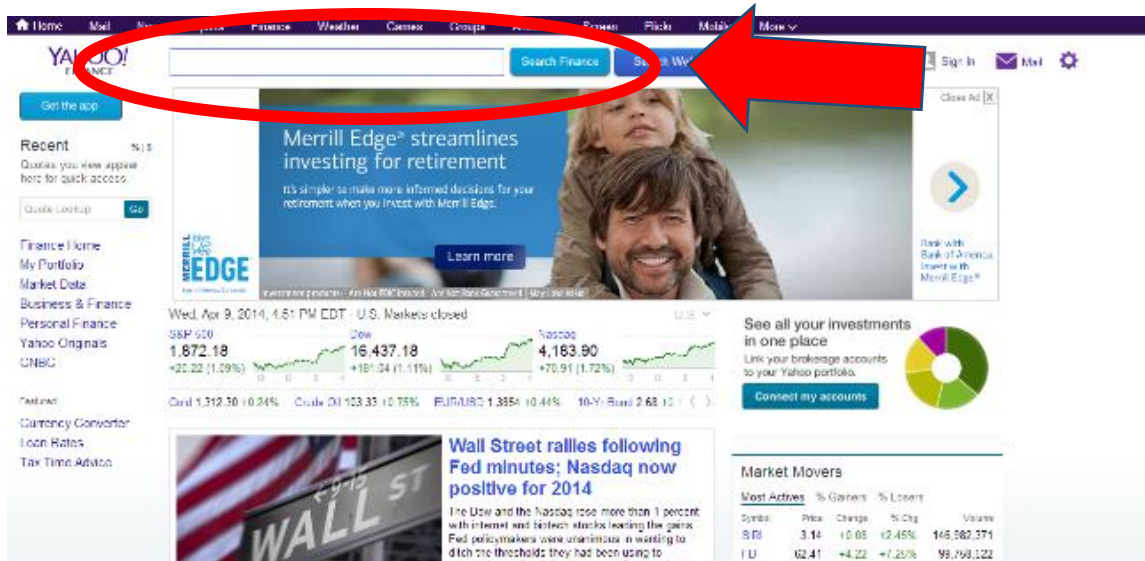


- You will then be taken to the homepage of the sport you want to look at. Major news will appear automatically. If you want to look at specific sections such as Scores, Standings, or Statistics, click on the corresponding section in the header right under the black header. It looks like this:



Stocks

1. Open up your web browser and type in www.finance.yahoo.com.
2. At the top of the page, you will see a search bar that looks like this:



3. Type in the stock that you want to look at. You can this in two ways:
 - a. Stock Name: full name of stock (e.g. Dow Jones Industrial Average)
 - b. Stock Symbol: the index/symbol of the stock (e.g. DJI)
4. You will then be taken to a page that gives you all the information you need about the stock, ranging from volume to % increase/decrease to graphs and charts:

Google Inc. (GOOG) - NasdaqGS

530.60 ↓ 10.35 (1.91%) Apr 11, 4:00PM EDT

After Hours : 533.00 ↑ 2.40 (0.45%) Apr 11, 7:59PM EDT

Get the big picture on all your investments.

Sync your Yahoo portfolio now

| | | | |
|---------------------|--------------|---------------|-----------------|
| Prev Close: | 540.95 | Day's Range: | 526.53 - 540.00 |
| Open: | 532.54 | 52wk Range: | 526.53 - 604.83 |
| Bid: | 531.00 x 100 | Volume: | 3,916,171 |
| Ask: | N/A | Avg Vol (3m): | 2,537,540 |
| 1y Target Est: | 1,324.63 | Market Cap: | 356.62B |
| Beta: | 1.154 | P/E (ttm): | 27.91 |
| Next Earnings Date: | 16-Apr-14 | EPS (ttm): | 19.01 |
| | | Div & Yield: | N/A (N/A) |



Quotes delayed, except where indicated otherwise. Currency in USD.

Wrap-Up

This is the basis for Internet Uses. If you have any questions or concerns, please feel free to ask the instructor or (if you are by yourself) to send an email to technocademy@gmail.com regarding any questions you may have.

Phone: (470) 222-5194

Email: technocademy@gmail.com

Website: www.technocademy.org