




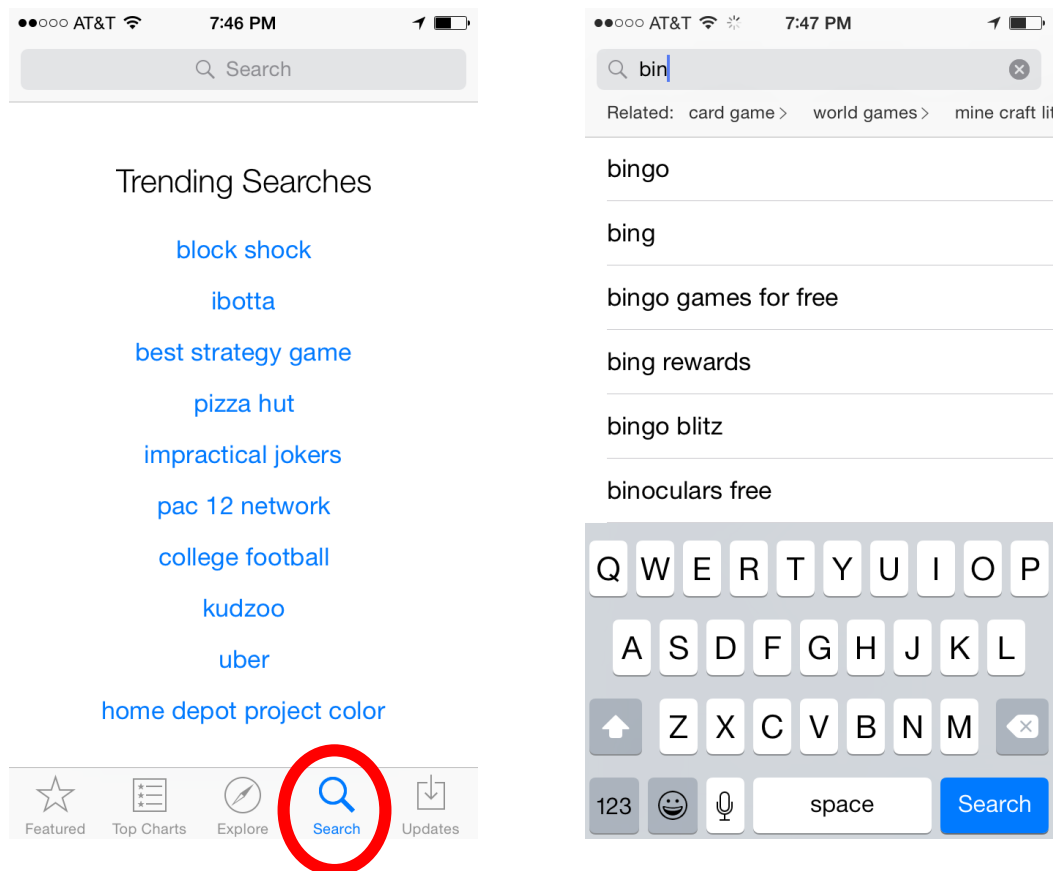
App Store

Want to purchase and/or download apps from the App Store? You can do so easily by following a few simple steps.

1. Open the App Store app.



2. If you already know what kind of app you would like, select the “Search” tab located on the bottom of the screen. Use the Search bar to look up your app.



3. Scroll down the list of options to determine which app you would like to purchase.




4. Click on the app to view more information. Here, you can also find reviews and other related apps. If you would like to purchase the app select the price icon. If the app is free, the price icon will just say "Get."



5. Once the app has downloaded, you will be able to use it!

6. Some other key features include:



- a. View Featured apps such as the “Best New Games” or “Popular Apps.” On the upper left corner, select “Categories” to sort through the apps.
- b. Top Charts consist of the top 150 apps within the Paid, Free, and Top Grossing categories.
- c. Explore shows you the latest apps on the store.
- d. Updates allow you to update your currently downloaded apps and/or show you recently updated apps.

Phone: (470) 222-5194

Email: content@technoacademy.org

Website: www.technoacademy.org